

Airport ABCs

AI Level

Duration: 60 min

Individual lesson

Age: Teenagers and adults

Lesson goals

The student can understand questions and instructions addressed carefully and slowly to him/her and follow short, simple directions.

The student can act on basic instructions that involve times, locations, numbers etc.

The student can take part in a simple conversation of a basic factual nature on a predictable topic

1

Warm-up

Exercise 1: Where do you usually see these signs? Match each icon with its description.

- no smoking
- restroom
- boarding gates
- lost and found
- information desk
- security checkpoint
- currency exchange



Exercise 2: Some words in this picture are missing. Find the right place for each of them.

- date
- flight number
- seat
- gate number
- boarding time

PASSENGER NAME
Raj Hegde

FIA27

12B

11:00

Hyderabad
HYD

WED, AUG. 22
11:30

11:00

FIAT AIRWAYS

Srinagar
SXR

THU, AUG. 22
7:00

32A

TERMINAL
2

Reading

Exercise 3: Read the dialogue. What happened to Emily and what is she looking for?

Emily: Excuse me, do you know where the lost and found is?

Mark: Yes, it's just down that corridor on your left.

Emily: Thanks. I lost my phone somewhere around here.

Mark: That's too bad. Did you call it?

Emily: Yeah, but it's turned off. Maybe someone found it and took it to the lost and found.

Mark: Let's hope so. Hey, did you go to a security checkpoint?

Emily: Not yet. I am actually looking for the restrooms. Do you know where they are?

Mark: Sure, they're right next to the currency exchange office, that way.

Emily: Oh, great. And what about the boarding gates? Where can I find mine?

Mark: It depends on your airline. Check the screens over there. They have all the departure information including boarding times and gate numbers.

Emily: Thanks for your help. Do you know what time boarding starts for flights to London?

Mark: According to the schedule, your flight should start boarding in about an hour at gate C5.

Emily: Great! Is 15A a window seat?

Mark: I think so...

Emily: Perfect! Thank you very much!

Mark: Sure. Good luck!

Exercise 4: Read the dialogue again. Choose the right answer to each question.

1. Where is the lost and found?

- A) On the right
- B) Down the corridor on the left
- C) Next to the currency exchange office
- D) It doesn't say

2. What did Emily lose?

- A) Her passport
- B) Her phone
- C) Her boarding pass
- D) It doesn't say

3. Why couldn't Emily find her phone?

- A) It was turned off
- B) She lost it somewhere else
- C) Someone stole it
- D) It doesn't say

4. Where are the restrooms?

- A) Next to the boarding gates
- B) Next to the information desk
- C) Next to the currency exchange office
- D) It doesn't say

5. How can Emily find her boarding gate?

- A) Ask someone at the information desk
- B) Check the screens with departure information
- C) Look for signs on the walls
- D) It doesn't say

6. What time does Emily's flight start boarding?

- A) In about an hour
- B) In 30 minutes
- C) In 2 hours
- D) It doesn't say

7. Where is Starbucks?

- A) Next to the boarding gates
- B) Next to the currency exchange office
- C) In front of the information desk
- D) It doesn't say

3

Vocabulary

Exercise 5: Read and complete the sentences with the words from the list.

- flight x 2
- window seat
- gate numbers
- lost and found
- departure information
- security checkpoint
- currency exchange
- boarding gates
- boarding time

1. I found a lost wallet at the ____ (1).
2. The ____ (2) is where they check your bags.
3. The ____ (3) are where you wait to get on the plane.
4. The ____ (4) tells us when the ____ (5) leaves.
5. The ____ (6) for our flight is in 30 minutes.
6. The ____ (7) is on your boarding pass.
7. My ____ (8) is going to London tomorrow morning.
8. I need to go to the ____ (9) office before I go to Japan.
9. I always try to book a ____ (10) on an airplane so that I can see the clouds.

4

Speaking

Exercise 6: Make sentences using the following words to describe the airport map.

The currency exchange office

The restroom

Gate H22

The lost and found

The security checkpoint

is

on the second floor.

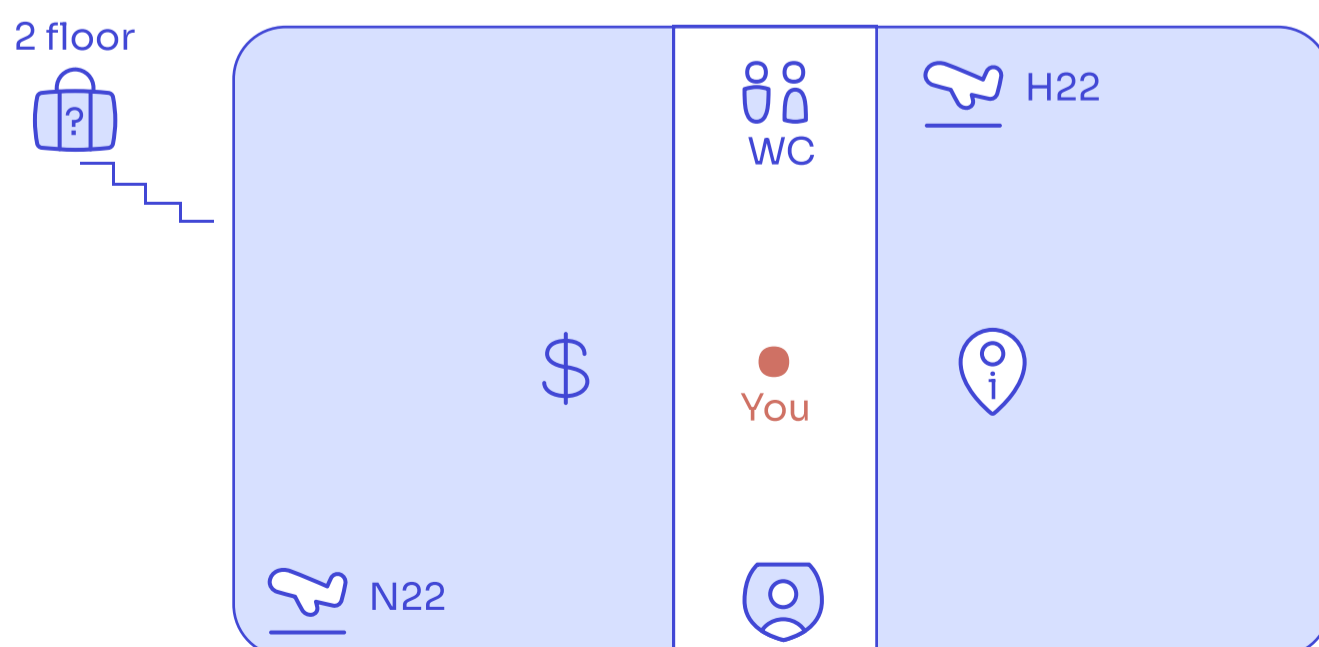
behind you.

on the left.

on the right.

down the corridor.








next to...





Correct answers and teaching tips

Exercise 1: Where do you usually see these signs? Match each icon with its description.

no smoking 	information desk 	lost and found 
security checkpoint 	boarding gates 	
currency exchange 	restroom 	

Exercise 2: Some words in this picture are missing. Find the right place for each of them.

PASSENGER NAME Raj Hegde	FIAT AIRWAYS 	Hyderabad HYD	-----  -----	Srinagar SXR
flight number FIA27		date WED, AUG. 22		THU, AUG. 22
seat 12B		boarding time 11:30		7:00
		11:00	TERMINAL 2	gate number 32A

Exercise 4: Read the dialogue again. Choose the right answer to each question.

Correct answers:

1. B; 2. B; 3. A; 4. C; 5. B; 6. A; 7. C

Exercise 5: Read and complete the sentences with the words from the list.

Correct answers:

1. lost and found
2. security checkpoint
3. boarding gates
4. departure information
5. flight
6. boarding time
7. gate number
8. flight
9. currency exchange
10. window seat

Exercise 5: Read and complete the sentences with the words from the list.

The restroom is down the corridor.
 Gate H22 is next to the restroom.
 The information desk is on the right.
 The currency exchange office is on the left.
 The lost and found is on the second floor.